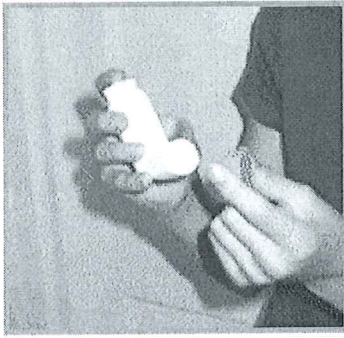


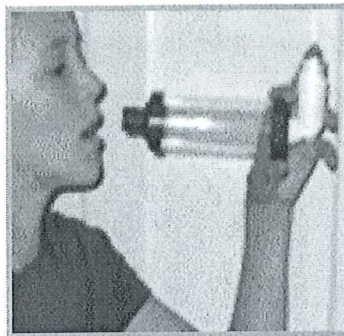
How to Use the Spacer with Mouthpiece



1. Remove cap from the Metered Dose Inhaler / Evohaler. Shake the inhaler 3 to 5 times.




2. Hold the inhaler upright and attach it to the end of the spacer.



3. Tilt your head back slightly and exhale slowly and completely.



4. Place the spacer mouthpiece between your lips, ensuring a tight seal.



5. Press the top of the inhaler to release one puff of medicine into the spacer.
6. Breathe in and out normally for 5 to 10 breaths.
7. For another dose, repeat steps 3 to 6 after one minute.